
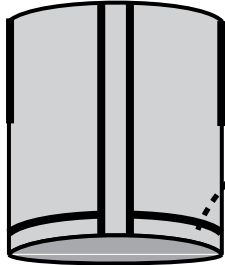


A: ちゃんちゃんこ (A Japanese vest)

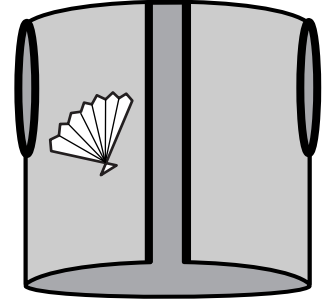
1. Cut along  line.



1'. Belt



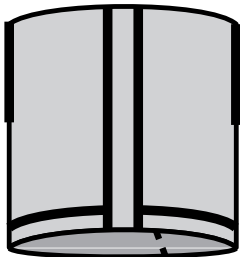
2. Draw or tape decoration.



Use a "72L" plastic bag.
(110cm x 75cm)

B: はっぴ

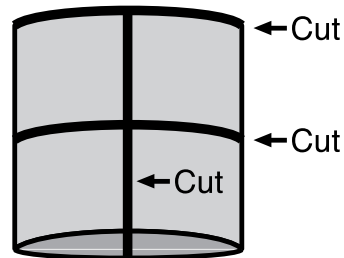
1. Cut along  line.



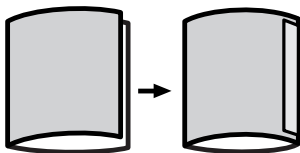
1'. Belt



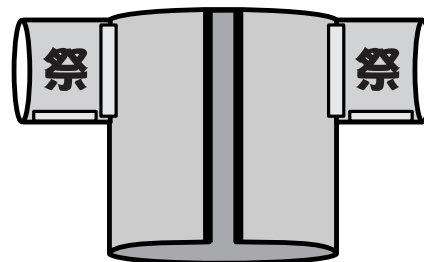
2. Cut with scissors to make sleeves.



3. Use clear sticky tape.



4. Insert 3 as Sleeves.



You can change
sleeve length.